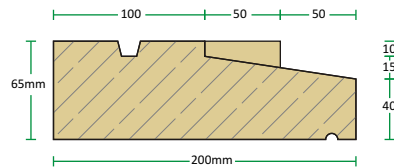


One Brick Stooled Cill CL010

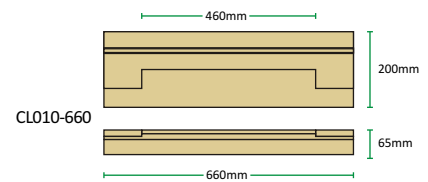
Our One Brick cills are designed to fit standard brick coursing with 100mm stools to fit standard English bond.

Code	Height (mm)	Width (mm)	Brick opening length (mm)	Overall length (mm)	Weight (Kg)	No. of sections
CL010-660	65	200	460	660	16	1
CL010-885	65	200	685	885	21	1
CL010-1110	65	200	910	1110	26	1
CL010-1335	65	200	1135	1335	32	2
CL010-1448	65	200	1248	1448	34	2
CL010-1560	65	200	1360	1560	37	2
CL010-1785	65	200	1585	1785	42	2
CL010-2010	65	200	1810	2010	47	2

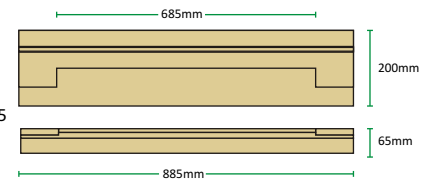


Section

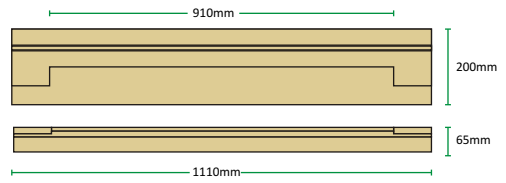
Plan and Elevation of our standard opening sizes



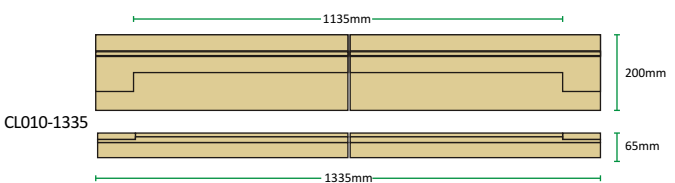
CL010-660



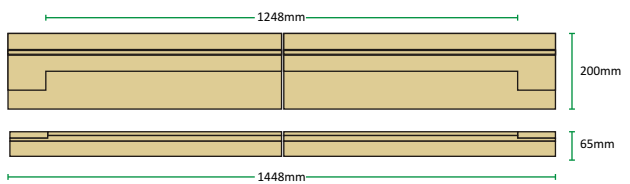
CL010-885



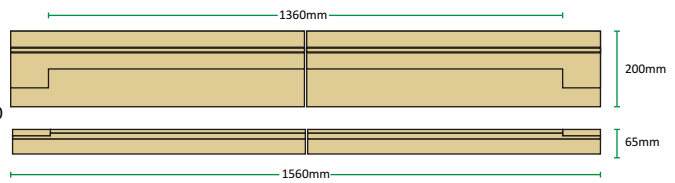
CL010-1110



CL010-1335



CL010-1448

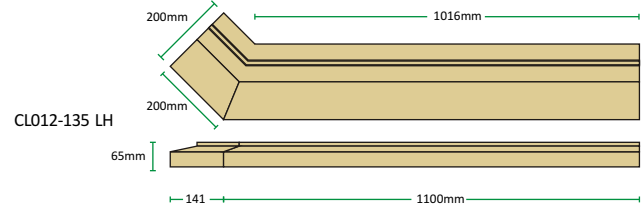


CL010-1560

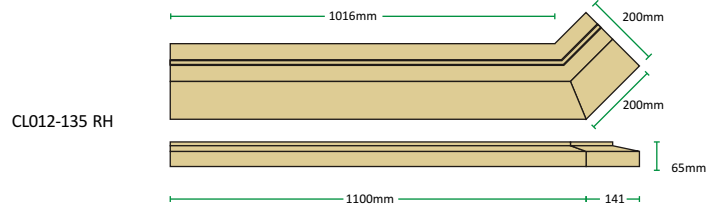
Typical installation detail



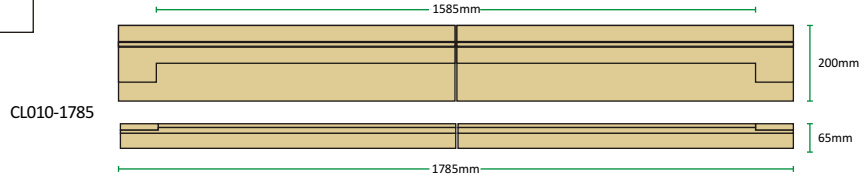
Our Cills are available to fit standard openings or a bespoke opening to your request. Internal Stainless steel reinforcing and lifting lugs can be cast in to order. If you require any further information, please call 01258 472685 and ask to speak to a member of our technical department. All joints shown 6mm



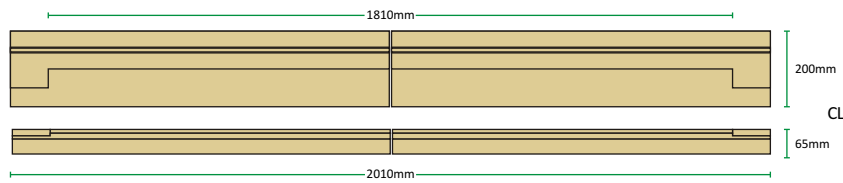
CL012-135 LH



CL012-135 RH



CL010-1785



CL010-2010